SCEP134S

SMD POWER INDUCTORS



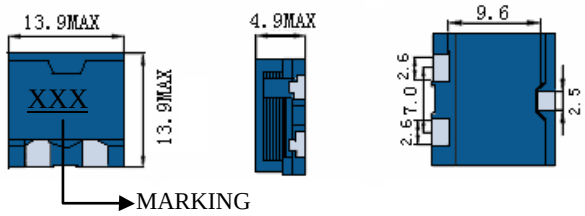

● Features
1 Excellent Power Density
2 Engineered to Provide High Efficiency

ELECTRICAL CHARACTERISTICS

Part NumSer	Inductance (uH) (1)	Test Frequency	DC Resistance (Ω MAX) (2)	Saturation Current (3) (A)	Temperature Current (4) (A)
SCEP134S-R40	0.4	100KHZ	2.5m	32.0	19.0
SCEP134S-R90	0.9	100KHZ	3.2m	21.6	17.0
SCEP134S-1R6	1.6	100KHZ	4.0m	16.0	16.0
SCEP134S-2R5	2.5	100KHZ	6.6m	12.8	12.5
SCEP134S-3R6	3.6	100KHZ	10.8m	10.9	10.8
SCEP134S-4R8	4.8	100KHZ	12.0m	9.3	9.8
SCEP134S-6R4	6.4	100KHZ	16.3m	8.0	8.5
SCEP134S-8R0	8.0	100KHZ	18.4m	7.2	7.0

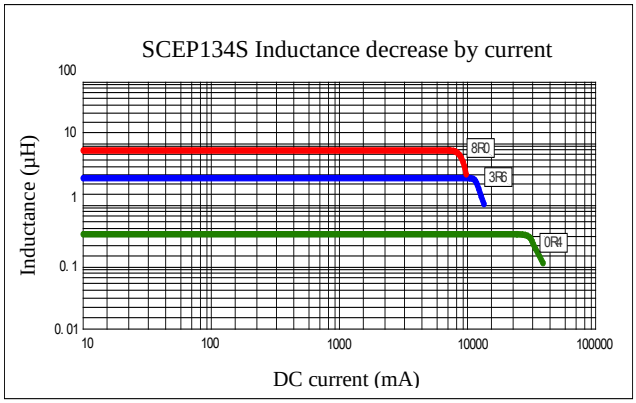

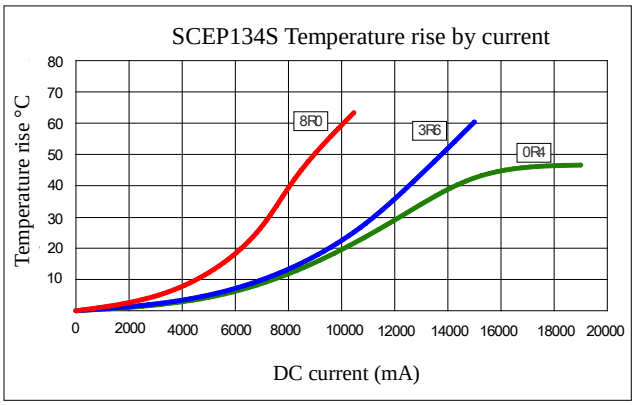

(1). Inductance tolerance for 0.4uH: ±30%, for 0.9uH~8.0uH: ±20%. Tested at 0.25V, 0ADC and 25℃
(2). DCR measured at 25℃.
(3). The DC current at which the inductance decreases by 25% from its initial value.
(4). The DC current that results in a 40℃ temperature rise from 25℃ambient.

Click here for QUANTITY PER REEL & PACKING INFORMATION

Custom versions available upon request.

© 2019 Signal Transformer –Specification subject to change without notice. 12.19

signal TRANSFORMER a bel group
belfuse.com/signal
128 Atlantic Avenue, Lynbrook, NY 11563
Toll Free 866-239-5777 • Tel 516-239-5777 • Fax 516-239-7208
Sales@signaltransformer.com • techhelp@signaltransformer.com